

### **Analysis of the Student Satisfaction Survey/Feedback 2020-21**

The College conducted Students Satisfaction Survey and collected and analyzed the feedback coming from the stakeholders. The feedback analysis will help the college for SWOC analysis and it will strengthen and reform machinery, plans and policies of the college. The suggestions and ideas that are communicated by students were kept in IQAC meeting. The Feedback were reviewed by IQAC committee and decided to take necessary action on the same.

### **Student Satisfaction Survey on Teaching Learning Process 2020-21**

#### **1. How much of the syllabus was covered in the class?**

- 4 – 85 to 100%
- 3 – 70 to 84%
- 2 – 55 to 69%
- 1 – 30 to 54%
- 0 – Below 30%

#### **2. How well did the teachers prepare for the classes?**

- 4 – Thoroughly
- 3 – Satisfactorily
- 2 – Poorly
- 1 – Indifferently
- 0 – Won't teach at all

#### **3. How well were the teachers able to communicate?**

- 4 – Always effective
- 3 – Sometimes effective
- 2 – Just satisfactorily
- 1 – Generally ineffective
- 0 – Very poor communication

**4. The teacher's approach to teaching can best be described as**

- 4- Excellent
- 3 - Very good
- 2 - Good
- 1 - Fair
- 0- Poor

**5. Fairness of the internal evaluation process by the teachers.**

- 4 - Always fair
- 3 - Usually fair
- 2 - Sometimes unfair
- 1 - Usually unfair
- 0- Unfair

**6. Was your performance in assignments discussed with you?**

- 4 - Every time
- 3 - Usually
- 2 - Occasionally/Sometimes
- 1 - Rarely
- 0- Never

**7. The institute takes active interest in promoting internship, student exchange, field visit Opportunities for students**

- 4 - Regularly
- 3 - Often
- 2 - Sometimes
- 1 - Rarely
- 0- Never

**8. The teaching and mentoring process in your institution facilitates you in cognitive, social and emotional growth.**

- 4 - Significantly
- 3 - Very well
- 2 - Moderately
- 1 - Marginally
- 0- Not at l

**9. The institution provides multiple opportunities to learn and grow.**

4 – Strongly agree

3 – Agree

2 – Neutral

1 – Disagree

0– Strongly disagree

**10. Teachers inform you about your expected competencies, course outcomes and programme outcomes.**

4 – Every time

3 – Usually

2– Occasionally/Sometimes

1 – Rarely

0– Never

**11. Your mentor does a necessary follow-up with an assigned task to you.**

4 – Every time

3 – Usually

2 – Occasionally/Sometimes

1 – Rarely

0 – I don't have a mentor

**12. The teachers illustrate the concepts through examples and applications.**

4 – Every time

3 – Usually

2 – Occasionally/Sometimes

1– Rarely

0 – Never

**13. The teachers identify your strengths and encourage you with providing right level of challenges.**

4 – Fully

3 – Reasonably

2 – Partially

1 – Slightly

0– Unable to

**14. Teachers are able to identify your weaknesses and help you to overcome them.**

- 4 – Every time
- 3 – Usually
- 2 – Occasionally/Sometimes
- 1 – Rarely
- 0 – Never

**15. The institution makes effort to engage students in the monitoring, review and continuous quality improvement of the teaching learning process.**

- 4 – Strongly agree
- 3 – Agree
- 2 – Neutral
- 1 – Disagree

0 – Strongly disagree

**16. The institute/ teachers use student centric methods, such as experiential learning, participative learning and problem solving methodologies for enhancing learning experiences.**

- 4 – To a great extent
- 3 – Moderate
- 2 – Some what
- 1 – Very little
- 0 – Not at all

**17. Teachers encourage you to participate in extracurricular activities.**

- 4 – Strongly agree
- 3 – Agree
- 2 – Neutral
- 1 – Disagree

0 – Strongly disagree

**18. Efforts are made by the institute/ teachers to inculcate soft skills, life skills and employability skills to make you ready for the world of work**

- 4 – To a great extent
- 3 – Moderate

2 – Some what

1 – Very little

0 – Not at all

**19. What percentage of teachers use ICT tools such as LCD projector, Multimedia, etc. while teaching**

4 – Above 90%

3 – 70 – 89%

2 – 50 – 69%

1 – 30 – 49%

0 – Below 29%

**20. The overall quality of teaching-learning process in your institute is very good.**

4 – Strongly agree

3 – Agree

2 – Neutral

1 – Disagree

0 – Strongly disagree

**21. Give three observation / suggestions to improve the overall teaching – learning Experience in your institution.**

**The students gave their suggestion to make the institution a better learning place. The suggestions are:**

- Extra- curricular activities should be increased
- Increase the ICT facilities in college campus
- .To arrange field visits and Educational tours
- Need to provide some good Infrastructure facilities in college
- At the outset ,Make clear Course outcomes and program outcomes
- We need extra motivational seminars on employability development
- Needs to improve the classroom management of some teachers.
- Latest books and open educational resources should be available in library
- Extra periods should be arranged for preparation of various competitive exam
- Internal Evaluation should be transparent
- Increase the number of ICT classrooms, and upgrade net internet facility.
- Some online courses in blended mode should be introduced

- More opportunities should be given to Students Representative in activities.
- Bilingual methods should be adopted in teaching
- There should be doubt clearing sessions after completion of the chapter.
- There should be Question Banks of Objective Type Questions.
- There should be some project work for all subjects.
- Need to create more career oriented courses



**IQAC Coordinator**  
Lokmanya Tilak Mahavidyalaya,  
Wadwani, Dist. Beed (MS)




**Principal**  
Lokmanya Tilak Mahavidyalaya,  
Wadwani To. Wadwani Dist. Beed.



Analysis of Feedback from Students on curriculum 2020-21  
Questionnaires No.1

Sr.No	Question	A% Very Good	B% Good	C% Satisfactory	D% Unsatisfactory
1	Depth of the course content including project work if any	84	12	04	00
2	Extend of coverage of course	24	72	04	00
3	Applicability/relevance to real life situations	44	24	32	00
4	Learning value (in terms of knowledge, concept, manual skill, analytical ability and broadening perspectives)	68	24	08	00
5	Clarity and relevance of textual reading material	48	44	08	00
6	Relevance of additional source material (Library)	60	28	12	00
7	Extend of effort required by students	60	16	24	00
8	Overall Rating	48	28	24	00


  
**IQAC Coordinator**  
Lokmanya Tilak Mahavidyalaya,  
Wadwani, Dist. Beed (MS)

  
**Principal**  
Lokmanya Tilak Mahavidyalaya,  
Wadwani, Dist. Beed (MS)


Analysis of Feedback from Students on Teaching 2020-21  
Questionnaires No.2

Sr.No.	Question	A% Very Good	B% Good	C% Satisfactory	D% Unsatisfactory
1	Knowledge of the teacher in the subject he/she is teaching	58	39	03	00
2	Communication skills	52	30	18	00
3	Sincerity/ Commitment of the teacher	72	23	05	00
4	Interest generated by the teacher in the subject	55	35	10	00
5	Ability to integrate course material with other issues to provide a broader perspective	48	42	10	00
6	Ability to integrate content with other courses	46	43	11	00
7	Accessibility of the teacher in and out of the class (includes availability of the teacher to motivate outside class discussion)	63	25	12	00
8	Ability of the teacher to design and conduct test papers, projects, assignments, exams etc.	63	25	12	00
9	Provision of sufficient time for feedback	71	24	05	00
10	Overall Rating	68	22	10	00

  
**IQAC Coocinator**  
Lokmanya Tilak Mahavidyalaya,  
Wadwani, Dist. Beed (MS)

  
**Principal**  
Lokmanya Tilak Mahavidyalaya,  
Wadwani, Dist. Beed (MS)





Rashtriya Shikshan Prasarak Mandal Beed, Dist. Beed.

Lokmanya Tilak Mahavidyalaya, Wadwani  
Tq. Wadwani, Dist. Beed (Maharashtra)  
NAAC Accredited B Grade

### Action Taken on Student Satisfaction Survey 2020-21

IQAC discussed student satisfaction survey received from the students and decided to work on the suggestions given by the students. Students and experts are allowed to interact.

- All suggestions are communicated to all teaching and nonteaching staff and they are asked to take more efforts for students' overall development.
- ICT facilities have been increased
- More Extra -curricular activities are planned
- Course outcomes and program outcomes are displayed on college website
- . Most of the teachers are using ICT in teaching Learning Process.
- Teachers are informed to use Bilingual methods in teaching
- More opportunities are given to Students Representative in activities and college committees
- Doubt clearing sessions have been introduced

  
**IQAC Coordinator**  
Lokmanya Tilak Mahavidyalaya,  
Wadwani, Dist. Beed (MS)

  
**Principal**  
Lokmanya Tilak Mahavidyalaya,  
Wadwani Tq. Wadwani Dist. Beed.